







SPIN320 WDC

Hilfsrahmen mit Kippspindel und Motor für 3-Achser
Support frame with dumper spindle drive



Tighten the screws only finger tight!
Alle Schrauben nur leicht anziehen!

